

Small Overlap Frontal Crashworthiness Evaluation Rating Protocol

Version VI

**Rating Guidelines for Restraints and Dummy Kinematics,
Injury Measures, and Vehicle Structural Performance**

Weighting Principles for Overall Rating

May 2021



Insurance Institute for Highway Safety

988 Dairy Road

Ruckersville, VA 22968

researchpapers@iihs.org

+1 434 985 4600

iihs.org



Contents

DOCUMENT REVISION HISTORY	ii
INTRODUCTION	1
RESTRAINTS AND DUMMY KINEMATICS RATING	1
Frontal Head Protection.....	1
Lateral Head Protection.....	3
Frontal Chest Protection.....	3
Occupant Containment and Miscellaneous	3
INJURY RATING	7
Head and Neck	8
Chest.....	8
Thigh and Hip.....	8
Legs and Feet	9
VEHICLE STRUCTURAL RATING	13
Measurements of Safety Cage Deformation.....	13
Evaluation of Intrusion Measurements.....	13
Qualitative Observations Leading to Downgraded Structure Rating	14
FUEL AND HIGH-VOLTAGE SYSTEM INTEGRITY LEADING TO DOWNGRADED RATING....	15
WEIGHTING PRINCIPLES FOR OVERALL RATING	16
Components.....	16
General Principles of Weighting System	16
REFERENCES	17
APPENDIX: RATINGS FOR THE PASSENGER-SIDE SMALL OVERLAP CONFIGURATION	18
Injury Rating	18
Restraints and Dummy Kinematics Rating	18
Vehicle Structural Rating.....	21
<i>Evaluation of Passenger Intrusion Measurements</i>	21
Weighting Principles for Overall Rating.....	22

DOCUMENT REVISION HISTORY

Revisions to Version VI of the protocol compared with Version V:

- Examples of passenger dummy frontal airbag interaction were added to the Appendix.
- For passenger-side tests, driver excursion will no longer be measured; instead the demerits for frontal airbag interaction will change to match that of the front passenger, 2 demerits for partial and 4 demerits for minimal (Restraints and Dummy Kinematics Rating section in the Appendix and Table A-1).
- The description for stable dummy head engagement was reworded to better cover both driver- and passenger-side dummy interaction (under Frontal Head Protection).
- In the Thigh and Hip section, updated the description of how the knee-thigh-hip (KTH) impulse is calculated; Figure 13 was updated to reflect this change.

Revisions to Version V of the protocol compared with Version IV:

- Appendix A, Ratings for passenger-side small overlap configuration, was added.
- Qualitative Observations Leading to Downgraded Structural Rating section modified to include testing more than one vehicle.

Revisions to Version IV of the protocol compared with Version III:

- High-voltage battery temperature/fire risk downgrade information was added.

Revisions to Version III of the protocol compared with Version II:

- The frontal head protection definitions for head interaction with the airbag: stable/partial/minimal were updated to reflect additional scenarios observed in crash tests since the previous version of the protocol.
- Additional examples of "Partial" head to airbag interaction were added.
- The lateral head protection demerit exemption for vehicles that comply with FMVSS 226 was removed. Each vehicle will be evaluated on a case-by-case basis.
- The definition of the seat instability demerit was modified to reflect that this demerit is only applied if the tipping of the seatpan directly affects the dummy's kinematics in a negative way.
- Descriptions of the leg and foot sensor measures were added to the injury measures.
- For frontal head protection, in both the partial and minimal definitions, 'at forwardmost excursion' was changed to 'during forward excursion'; additionally, 'and there are no other countermeasures to prevent head contact with hard structures forward of the airbag' was removed from the partial definition because head contact with a hard structure forward of the airbag would result in a minimal airbag interaction.

Revisions to Version II of the protocol compared with Version I:

- The lateral head protection demerit for "side head protection airbag deployment with limited forward coverage" was modified so that it does not apply if the vehicle meets requirements for FMVSS 226.
- The occupant containment and miscellaneous demerit for "excessive occupant excursion" was modified so that the seat belt spool out measure was replaced with direct measurement of occupant excursion (with rules determining applicability of this demerit).

Version I

- Modified the list of possible demerits for Restraints & Dummy Kinematics by removing a demerit for "No side thorax airbag protection" and renaming the "Frontal and lateral chest protection" category to "Frontal chest protection".
- The flowchart describing impacts on head/neck injury rating (Figure 9) was revised to reflect the weighting of demerits for Restraints & Dummy Kinematics.

INTRODUCTION

This protocol applies to driver- and passenger-side small overlap crash tests, with the passenger-side documentation included in the Appendix. Other supporting documents for the Insurance Institute for Highway Safety (IIHS) small overlap frontal crash test program are available from the Technical Protocols section of the IIHS website.

Vehicle performance in the IIHS small overlap frontal test is rated based on three categories: restraints and dummy kinematics, dummy injury measures, and vehicle structural performance. Each category is described in detail in this document. The weighting of each individual rating to form an overall rating is located in the *Weighting Principles for Overall Rating* section.

RESTRAINTS AND DUMMY KINEMATICS RATING

The injury measures obtained from a 50th percentile male Hybrid III dummy seated in a standard driver's position are good indicators of the injury risk for a person of about the same size in the same seating position. However, good injury results for the standard dummy and seating position are not sufficient by themselves to indicate low injury risk for drivers of different sizes and/or seating positions in the same crash. For example, the dummy's head moving outside the occupant compartment and/or the steering column moving excessively during the crash indicate the potential for injuries that are not necessarily captured by recorded injury measures on a single dummy.

To provide some assessment of the potential injury risk for drivers of other sizes and/or seating positions, IIHS reviews the kinematics (high-speed video analysis) of the 50th percentile male dummy during the small overlap frontal crash, together with the performance of the restraint system (seat belts, airbags, steering column, seat, and door). The restraints and dummy kinematics rating system is based on demerits, with every vehicle beginning with a good rating. The test is intended to determine if there are reasons to lower the rating. Details of the demerit scheme are described in the following definitions and are summarized in Table 1.

Frontal Head Protection

- Stable frontal airbag interaction (0 demerits, see Figure 1) means the dummy moves forward into a fully deployed airbag and then returns directly to the seat during rebound. Rotational or sliding movement of the dummy's head on the frontal airbag during forward excursion is allowable if the head remains within the perimeter of the airbag. If the dummy's head begins to move off the airbag, this is not considered stable interaction and is subject to demerits unless there is supplemental protection to assure that the head does not reach hard structure (e.g., a side airbag that extends to cover the A-pillar or an A-pillar airbag that prevents the head from going through the gap or contacting hard structure that might intrude into the gap). Lack of assured head protection from a frontal airbag can result in 1 or 2 demerits.

Partial frontal airbag interaction (1 demerit, see Figures 2, 3, 4, and 5) is scored when the head receives significant restraint from the frontal airbag during forward excursion, but part of the head has moved off of the airbag. The dummy's head may move off the airbag due to excessive head rotation, sliding along the frontal airbag, or making initial contact too far outboard on the airbag. Partial interaction also may be scored if the airbag provides little additional frontal protection (e.g., there is little airbag volume between the dummy and interior structures) when the dummy reaches maximum forward excursion.

Minimal frontal airbag interaction (2 demerits, see Figures 6 and 7) is scored if the majority of the head moves off the frontal airbag with little or no restraint from the airbag during forward excursion, and there are no other countermeasures to prevent head contact with hard structures forward of the airbag.

- Excessive lateral steering wheel movement (1 demerit) is scored if the center of the steering wheel moves more than 10 cm laterally. Note that if the steering wheel moves more than 15 cm laterally, an additional demerit is scored for compromised chest protection (see Table 1).
- Two or more hard head contacts with structure (1 demerit) is carried over in concept from the IIHS moderate overlap frontal test and is scored when two distinct head contacts occur registering a resultant head acceleration greater than 70 g. Note that, as in the moderate overlap test, a single hard head contact results in one downgrade of the head injury rating (from good to acceptable, acceptable to marginal, etc.) but no demerit for restraints and dummy kinematics. Also, contact with the B-pillar during rebound is disregarded entirely because of removal of the head restraint prior to testing.

Table 1
Demerits for Restraints and Dummy Kinematics

Frontal head protection	
Stable frontal airbag interaction, OR	0 demerits
Partial frontal airbag interaction, OR	1 demerit
Minimal frontal airbag interaction	2 demerits
Excessive lateral steering wheel movement (>10 cm)	1 demerit
Two or more hard head contacts with structure	1 demerit
Late deployment or nondeployment of frontal airbag	Automatic poor
Lateral head protection	
Side head protection airbag deployment with sufficient forward coverage, OR	0 demerits
Side head protection airbag deployment with limited forward coverage, OR	1 demerit
No side head protection airbag deployment	2 demerits
Excessive head lateral movement	1 demerit
Frontal chest protection	
Excessive vertical steering wheel movement (>10 cm)	1 demerit
Excessive lateral steering wheel movement (>15 cm)	1 demerit
Occupant containment and miscellaneous	
Excessive occupant forward excursion	1 demerit
Occupant burn risk	1 demerit
Seat instability	1 demerit
Seat attachment failure	Automatic poor
Vehicle door opening	Automatic poor
Overall Restraint and Dummy Kinematics rating	
Good	0–1 demerits
Acceptable	2–3 demerits
Marginal	4–5 demerits
Poor	6+ demerits

- Late or nondeployment of the frontal airbag (an automatic poor for restraints and dummy kinematics) is scored if the frontal airbag does not deploy or does not deploy in a timely manner. This same demerit is coded in the IIHS moderate overlap frontal test.

Lateral Head Protection

- Side head protection airbag deployment with sufficient forward coverage (0 demerits) means that a side airbag (e.g., roof-mounted curtain, door-mounted curtain, or seat-mounted thorax airbags with head protection) deploys with air chambers that extend forward to at least the orthogonal vertical plane intersecting the center of the steering wheel in its forwardmost telescoping position (if adjustable). For vehicles with FMVSS 226 compliant side curtain airbags, fabric sails may also be included in measurements to determine sufficient coverage. Lack of lateral head airbag protection can result in 1 or 2 demerits:

Side head protection airbag deployment with limited forward coverage (1 demerit) is scored when the side airbag deploys but does not extend coverage to the orthogonal vertical plane intersecting the center of the steering wheel. See the *Small Overlap Frontal Crashworthiness Evaluation Crash Test Protocol* (IIHS, 2021) for more information on measurement details.

No side head protection airbag deployment (2 demerits) is scored when the airbag does not deploy, deploys too late to provide head protection, or deploys in a manner that does not provide lateral head protection (e.g., allows the dummy's head to move outboard of it).

- Excessive head lateral movement (1 demerit, see Figure 8) is scored if most of the head moves outside of the precrash plane of the driver's side window. This same demerit is coded in the IIHS moderate overlap frontal test.

Frontal Chest Protection


- Excessive vertical steering wheel movement (1 demerit) is scored if the steering wheel center moves more than 10 cm in the vertical direction.
- Excessive lateral steering wheel movement (1 demerit) is scored when the lateral movement of the steering wheel is greater than 15 cm. This demerit is in addition to the demerit scored in the *Frontal Head Protection* section when the lateral steering wheel movement is greater than 10 cm.

Occupant Containment and Miscellaneous

- Excessive occupant forward excursion (1 demerit) is scored if the maximum net longitudinal component of dummy excursion (measured on a bracket that extends 10 cm above the dummy's neck adjustment bracket flange) exceeds 250 mm. This demerit does not apply if all of the following three conditions exist: 1) the dummy is considered to have stable interaction with the frontal airbag, 2) the lateral movement of the steering wheel is less than or equal to 10 cm, and 3) the vertical movement of the steering wheel is less than or equal to 10 cm. See the *Small Overlap Frontal Crashworthiness Evaluation Crash Test Protocol* (IIHS, 2021) for more information on the procedure for measuring dummy excursion. This demerit also can be scored if a significant amount of lap belt slack (greater than 100 mm) is introduced during the test (e.g., force-limiting stitching).
- Occupant burn risk (1 demerit) is scored if the expulsion of hot airbag gases causes burning or melting of dummy body parts or clothing.

- Seat instability (1 demerit) is scored if the seat orientation and related occupant position is compromised due to floorpan or seat riser deformation. This typically is characterized by 6 cm or more of relative vertical motion between any of the seat attachment points to the floor or other distortions that result in the seatpan moving outboard and/or forward. The demerit is only applied if the outboard and/or forward tipping of the seatpan negatively affects the dummy's kinematics, directly contributing to excessive forward or outboard motion of the dummy.
- Seat attachment failure (an automatic poor for restraints and dummy kinematics) is scored if the seat bottom breaks loose or moves significantly in its tracks.
- Vehicle door opening (an automatic poor for restraints and dummy kinematics) is scored if the door opens or becomes detached.

Figure 1
Examples of Stable Frontal Airbag Interaction —
2012 Acura TL (CEN1214) top, 2012 Infiniti G25 (CEN1209) bottom



During both of these crashes, the heads loaded and remained engaged with the frontal airbags until rebound.

Figure 2
Example of Partial Frontal Airbag Interaction — 2012 Volvo S60 (CEN1207)



During the crash, the dummy's head briefly loaded the frontal airbag before sliding off the left into a gap between the frontal and side curtain airbags. The frontal airbag was narrow, and there were no other countermeasures to prevent head contact with hard structures forward of the airbag.

Figure 3
Example of Partial Frontal Airbag Interaction — 2012 Mercedes Benz C250 (CEN1211)



During the crash, the dummy's head loaded the frontal airbag but then rolled around it to the left side. There were no other countermeasures to prevent head contact with hard structures forward of the airbag.

Figure 4
Example of Partial Frontal Airbag Interaction — 2012 Mitsubishi Outlander Sport (CEN1227)



During the crash, the dummy's head loaded the frontal airbag before sliding off the left side. There were no other countermeasures to prevent head contact with hard structures forward of the airbag.

Figure 5
Example of Partial Frontal Airbag Interaction — 2014 Mercedes Benz E350 (CEN1421)



During the crash, the dummy's head loaded the frontal airbag but then rolled partly around it to the left side. The dummy's head contacted the A-pillar because there were no other countermeasures forward of the airbag.

Figure 6
Example of Minimal Frontal Airbag Interaction — 2012 Volkswagen CC (CEN1203)



During the crash, the dummy's head barely contacted the frontal airbag before sliding off the left side. There were no other countermeasures to prevent head contact with hard structures forward of the airbag.

Figure 7
Example of Minimal Frontal Airbag Interaction — 2012 Lincoln MKZ (CEN1210)



During the crash, the dummy's head missed the frontal airbag entirely, and there were no other countermeasures to prevent head contact with hard structures forward of the airbag.

Figure 8
Example of Excessive Head Lateral Movement — 2012 Lexus IS 250 (CEN1205)



The outboard motion of the dummy, with respect to the vehicle interior, combined with the absence of a side head protection airbag allowed the most of the dummy's head to move outside of the precrash window plane.

INJURY RATING

Injury measures obtained from an instrumented 50th percentile male Hybrid III dummy in the driver seat are used to determine the likelihood that an occupant would have sustained significant injury to various body regions. Thirty-two different measures are recorded in each of the small overlap crash tests:

- Head acceleration and angular rate (three directions from head's center of gravity)
- Axial force, anterior-posterior force, lateral-medial force, and anterior-posterior bending moment acting at the connection between the dummy's head and neck
- Thoracic spine acceleration (three directions)
- Sternum compression
- Femur axial force (each leg)
- Tibia-femur displacement (each leg)
- Tibia transverse bending moments (upper and lower, each leg)
- Tibia axial force (each leg)
- Foot acceleration (two directions, each foot)

The 32 measures are grouped into four body regions: head and neck, chest, thigh and hip, and legs and feet. Four injury parameters are used to evaluate protection for the head and neck, three parameters for the chest, one for each thigh and hip, and five parameters for each leg and foot.

Each body region receives an injury protection rating of good, acceptable, marginal, or poor based on the injury parameters for that region. For any body region to receive a good rating, the scores for all injury parameters in that region must indicate good results. If any parameter indicates an acceptable result, then the rating for that body region is acceptable. If any parameter has a marginal result, then the rating for that body region is marginal. Thus the overall injury rating for any body region is the lowest (worst) rating scored for an injury parameter within that region. The thigh/hip and leg/foot ratings are based on the lowest rating scored from either the left or right limb.

Table 2 shows the injury parameter ranges associated with the possible ratings: good, acceptable, marginal, and poor. Injury results that round to the values shown in Table 2 will receive the better of the two ratings they separate. With some exceptions (e.g., chest acceleration), the borders between acceptable

and marginal ratings for a given injury parameter correspond to published injury assessment reference values (IARV) for significant injury related to that parameter. Acceptable ratings correspond to measures somewhat below (better than) the IARVs, and good ratings correspond to measures well below the IARVs. Similarly, marginal ratings correspond to measures just above (worse than) the IARVs, and poor ratings correspond to measures well above the IARVs. Information about the origin and associated injury risks for each of the injury measures in the head/neck, chest, and leg/foot are described in the *Moderate Overlap Frontal Crashworthiness Evaluation Guidelines for Rating Injury Measures* (IIHS, 2014). Additional injury criteria for the head and thigh/hip are described below.

Head and Neck

In addition to HIC-15, the maximum vector resultant acceleration of the head is considered. A maximum head acceleration that exceeds 70 g and is caused by contact between the head and a hard surface of the vehicle interior can result in lowering the head injury rating one level (details are provided in Figure 9).

A head/neck rating that is otherwise good will be lowered to acceptable if the neck tension, compression, or shear (X direction) forces fall outside the force duration corridors specified by Mertz (1984). The force duration corridor limits are shown in Figures 10, 11, and 12.

Chest

Chest injury risk is evaluated on the basis of sternum deflection, sternum deflection rate, viscous criterion, and thoracic spine acceleration.

A sternum deflection of 60 mm marks the border between an Institute rating of acceptable and marginal. This is near the same limit used to evaluate compliance with the U.S. advanced airbag rule (NHTSA, 2000).

A sternum deflection rate of 8.2 m/s marks the border between an Institute rating of acceptable and marginal.

Another rate-dependent injury criterion, viscous criterion, also is calculated from sternum deflection measurements. Viscous criterion is the product of sternum deflection, normalized by chest depth, and the sternum deflection rate. A thoracic spine acceleration of 60 g (3 ms) marks the border between an Institute rating of good and acceptable. This value also is used to evaluate compliance with the U.S. advanced airbag rule (NHTSA, 2000).

Thigh and Hip

Thigh and hip injury risk is evaluated on the basis of the knee-thigh-hip (KTH) injury criteria developed by Rupp et al. (2009). The KTH criteria uses a combination of peak compressive force and impulse recorded at each femur to determine the risk of an AIS 2+ knee/distal femur fracture and AIS 3+ hip fracture. A relatively low level of risk of KTH injury is required to obtain a good thigh/hip injury rating because of the greater threat to life and long-term disability associated with fractures to the thigh (due to proximity of femoral artery) and hip.

The KTH impulse is calculated by integrating the femur force from the start of femur compression (the time that force last equals zero prior to the peak compressive force) to the time after the peak force when compressive force last falls below 4050 N (Figure 13). A KTH injury risk of 5% marks the border between an IIHS rating of good and acceptable. The force impulse corridor limits are shown in Figure 14.

Legs and Feet

Leg and foot injury risk is evaluated on the basis of femur axial force, tibia-knee displacement, tibia indices measured at the upper and lower portions of the tibia, tibia axial force measured at the distal end of the tibia, and foot acceleration.

A tibia-femur displacement of 15 mm marks the border between an Institute rating of acceptable and marginal. This is the reference value recommended by Mertz (1984) and based on work by Viano et al. (1978). Similarly, a tibia index of 1.0 is the cutoff value between an acceptable and marginal rating. Tibia indices are calculated using adjusted bending moments as shown in Equations 2 and 3 to account for the fact that the shape of the Hybrid III dummy's legs causes unhumanlike bending under the influence of pure axial forces. The details of the rationale for this adjustment are described by Zuby et al. (2001) and Welbourne and Schewchenko (1998).

$$M_{Y \text{ upper adj}} = M_{Y \text{ upper meas}} - [(F_{Z \text{ tib}})(0.02832)], \text{ moment in Nm, force in N} \quad (2)$$

$$M_{Y \text{ lower adj}} = M_{Y \text{ lower meas}} + [(F_{Z \text{ tib}})(0.006398)], \text{ moment in Nm, force in N} \quad (3)$$

The acceptable-marginal cutoff value for tibia axial force is somewhat lower than the reference value recommended by Mertz (1984) because Crandall et al. (1998) have shown that heel fractures (AIS 2, but associated with a high degree of impairment) occur at considerably lower forces.

Zeidler (1984) suggested the conservative limit of 150 g for foot acceleration based on tests with volunteers and dummies. This level of acceleration is associated with jumps from a height beyond which injury was feared. Consequently, it marks the limit allowed for a good rating, whereas only much higher accelerations result in marginal or poor leg/foot ratings.

Table 2
Injury Parameter Cutoff Values Associated with Possible Injury Protection Ratings

Body region	Parameter	IARV	Good — Acceptable	Acceptable — Marginal	Marginal — Poor
Head and neck	HIC-15	700	560	700	840
	N_{ij}	1.00	0.80	1.00	1.20
	Neck axial tension (kN)*	3.3	2.6	3.3	4.0
	Neck compression (kN)*	4.0	3.2	4.0	4.8
Chest	Thoracic spine acceleration (3 ms clip, g)	60	60	75	90
	Sternum deflection (mm)	-50	-50	-60	-75
	Sternum deflection rate (m/s)	-8.2	-6.6	-8.2	-9.8
	Viscous criterion (m/s)	1.0	0.8	1.0	1.2
Thigh and hip	Knee-thigh-hip injury risk		5%	15%	25%
Leg and foot	Tibia-femur displacement (mm)	-15	-12	-15	-18
	Tibia index (upper, lower)	1.00	0.80	1.00	1.20
	Tibia axial force (kN)	-8.0	-4.0	-6.0	-8.0
	Foot acceleration (g)	150	150	200	260

*Neck axial force duration corridors are shown in Figures 10 and 11.

Figure 9
Flowchart: Influence of Multiple Impacts on Head/Neck Injury Rating

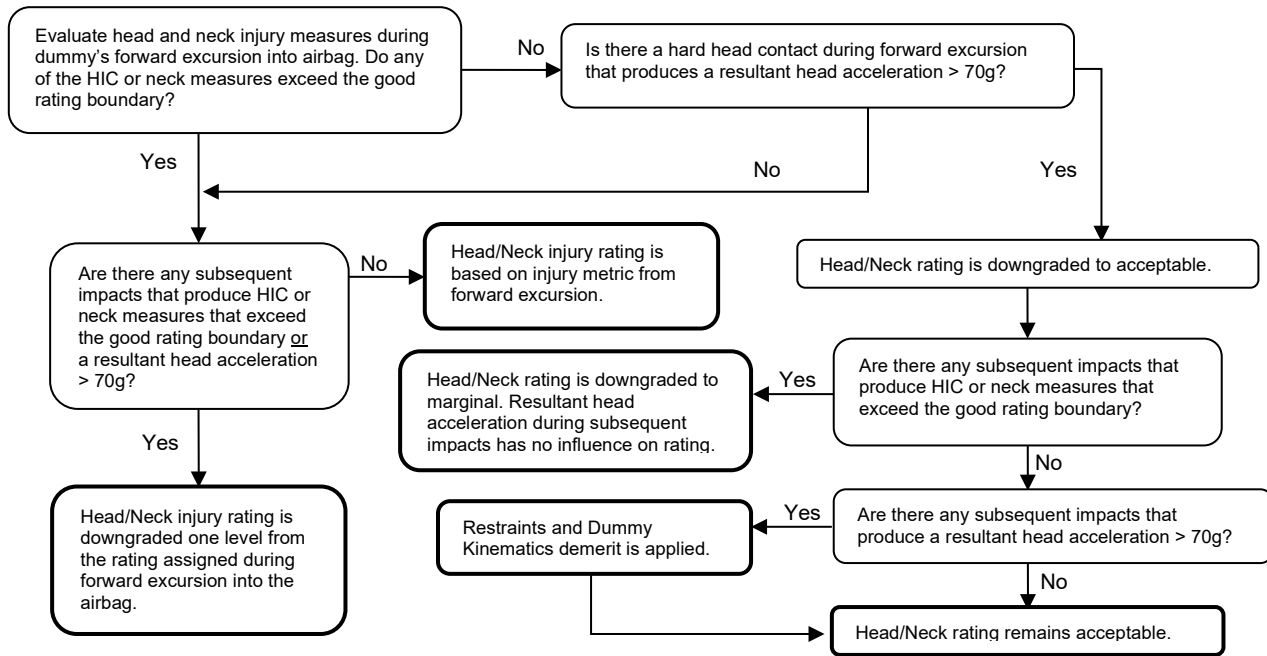


Figure 10
Force Duration Corridor for Neck Tension Force

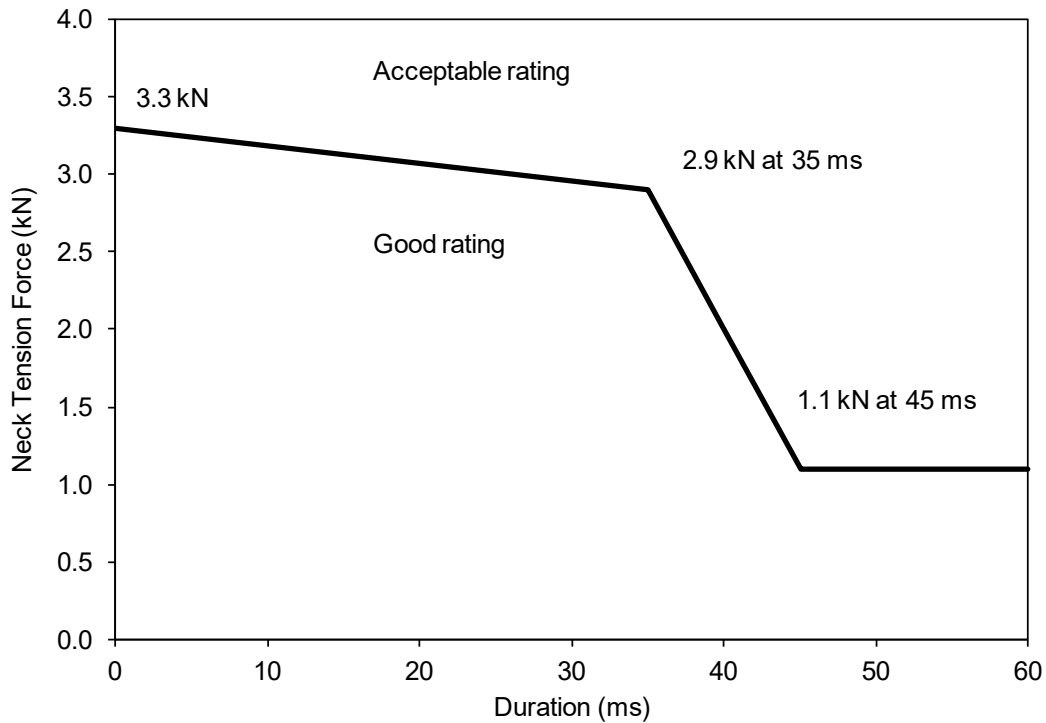


Figure 11
Force Duration Corridor for Neck Compression Force

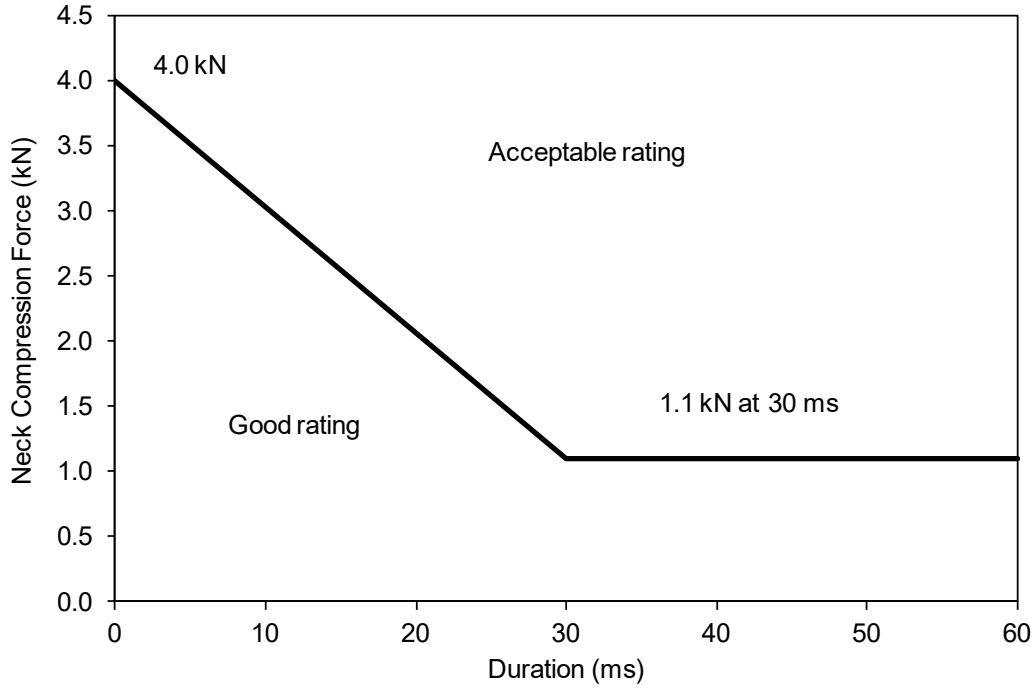


Figure 12
Force Duration Corridor for Neck Shear Force

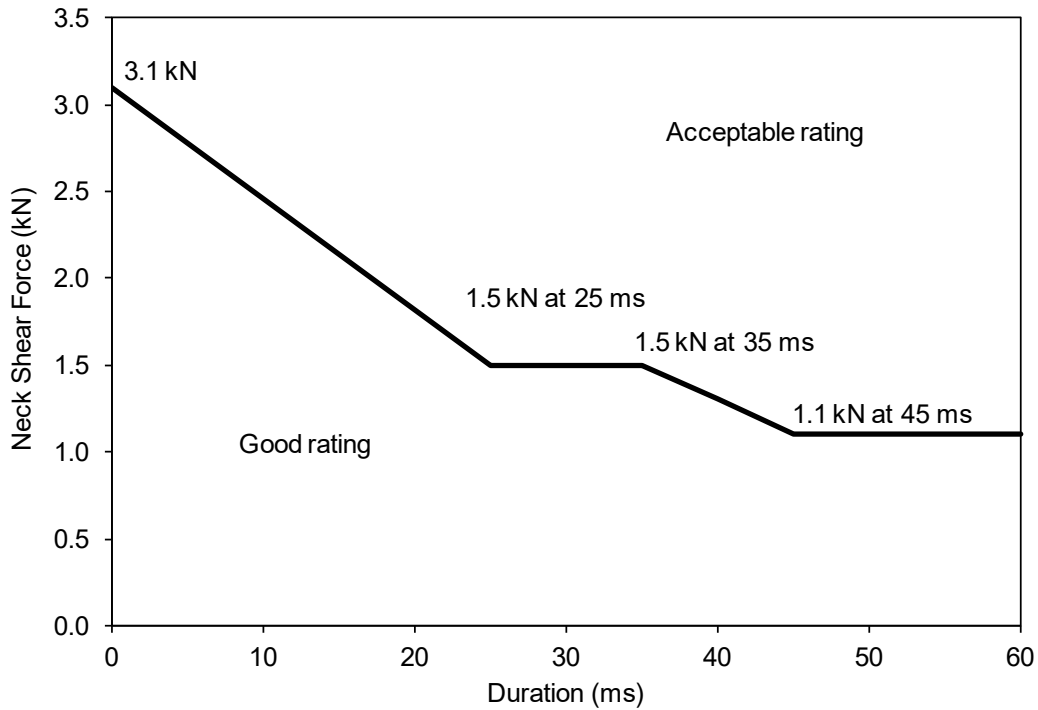


Figure 13
Integration Limits for Calculation of Femur Impulse for Hybrid III 50th Dummy

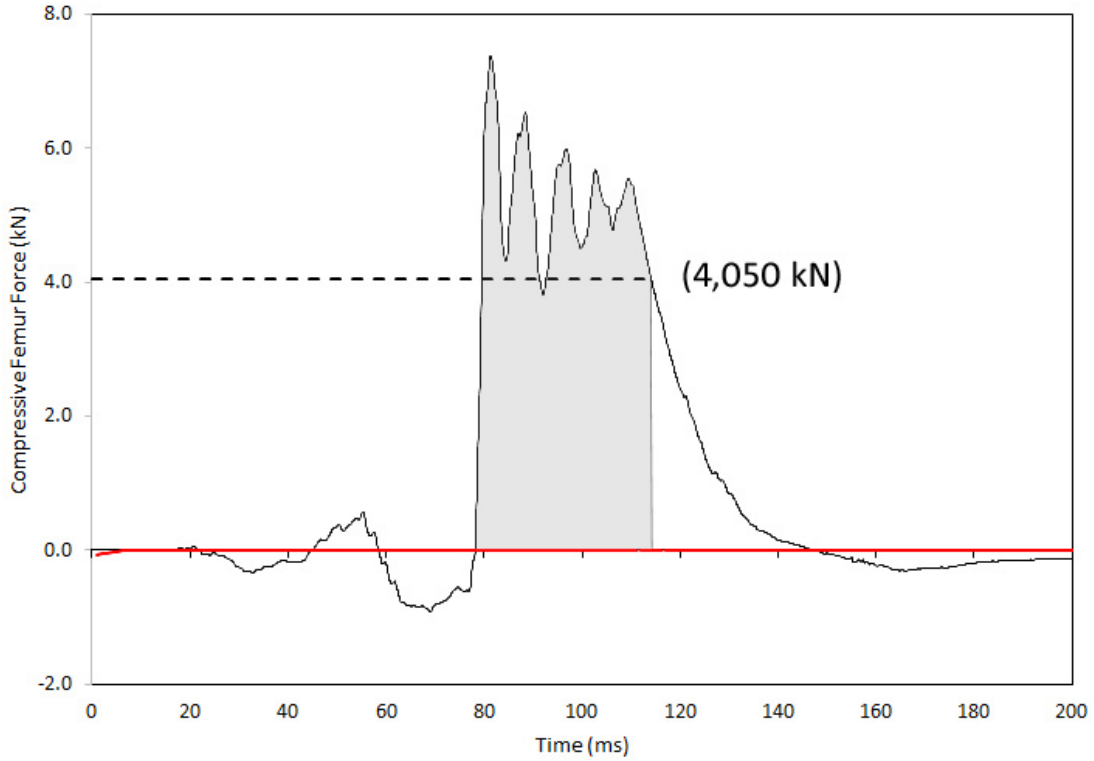
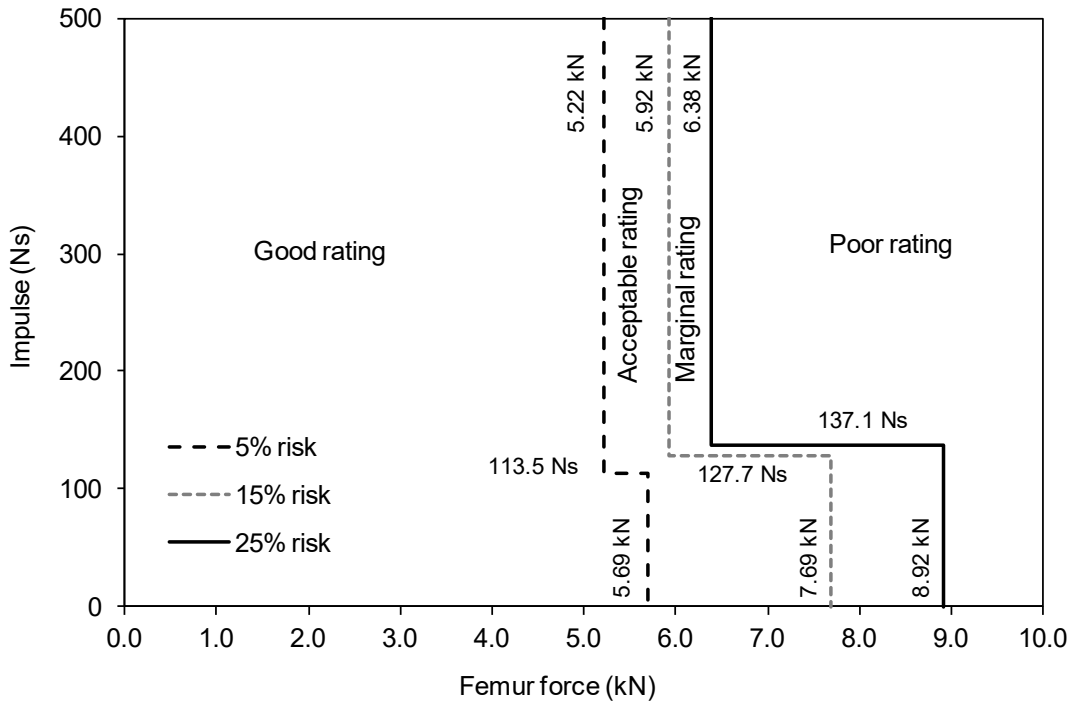


Figure 14
Force and Impulse Corridor Limits for Knee-Thigh-Hip Injury Risk



VEHICLE STRUCTURAL RATING

Injury measures recorded on a 50th percentile male Hybrid III driver dummy are used as one indicator of crashworthiness performance. These measures are not the only indicators, however, because although high dummy injury measures recorded in the small overlap test mean some people in similar real-world crashes would sustain significant injuries, the converse is not true. Low dummy injury measures do not necessarily mean there is no risk of significant injury to people in similar crashes. This is because the forces experienced by people of different sizes from the test dummy, or who adjust their seats in different positions, can be quite different, especially when there is significant collapse of or intrusion into the occupant compartment. Major deformation of or intrusion into the compartment is a good predictor of injury risk for people in similar crashes, even when dummy injury measures are low. For this reason, IIHS evaluates the structural integrity of the occupant compartment, or safety cage, during the small overlap test and uses this as an important additional indicator of crashworthiness performance. Specific measurements of intrusion into the occupant compartment are used to assess this aspect of performance.

Measurements of Safety Cage Deformation

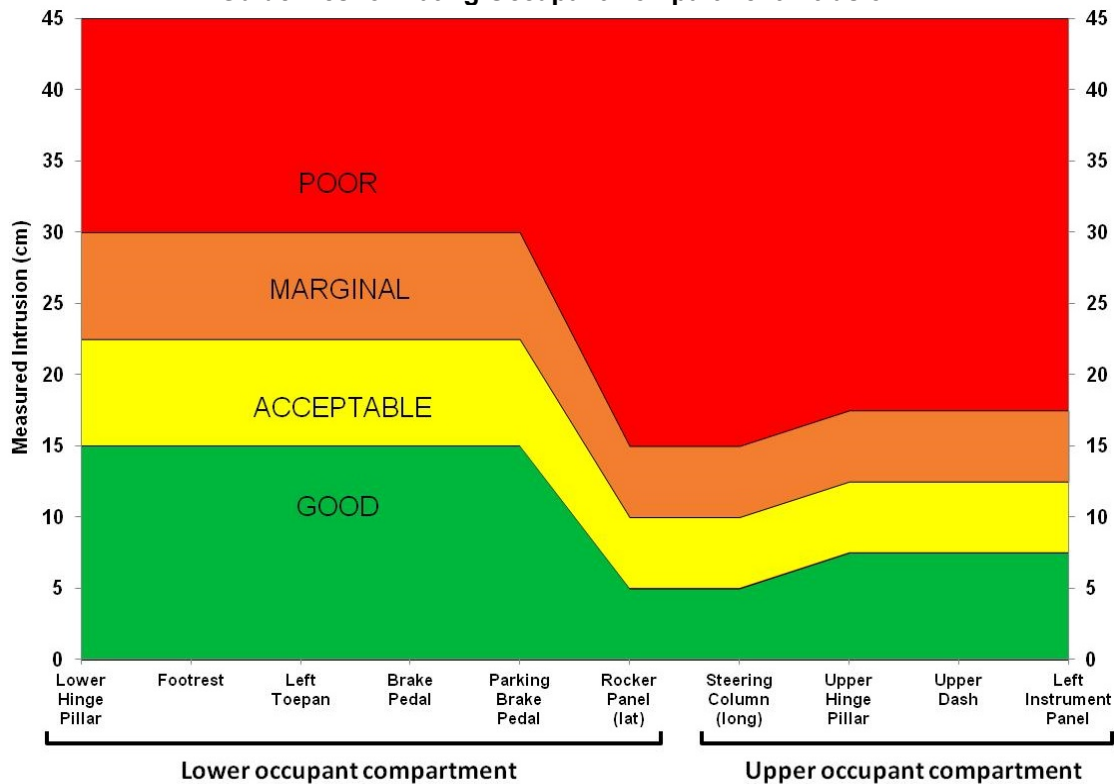
The measurements used by IIHS represent the residual movement (precrash/postcrash difference) of interior structures in front of the driver dummy. The movement of seven points on the vehicle interior plus three points along the door frame are the foundations of the IIHS structural ratings. The points are separated into two regions: lower occupant compartment and upper occupant compartment. The lower occupant compartment includes the lower hinge pillar, footrest, left toepan, brake pedal, parking brake pedal, and rocker panel measurements. The upper occupant compartment includes the steering column, upper hinge pillar, upper dash, and left instrument panel (knee bolster). The precrash and postcrash locations of these points are measured with respect to a coordinate system originating on the driver door striker. The measured movement of all points is adjusted to reflect movement with respect to the driver seat, which is represented by the location of the driver seat rear attachments to the vehicle floor. This adjustment accounts only for movement in the longitudinal direction. Thus, longitudinal movement of the driver seat with respect to the reference coordinate system is not reflected in evaluations of vehicle structure. A further adjustment may be made to the brake or parking brake pedal intrusion in the event of pedals that "break away" or otherwise deform to limit intrusion. If a pedal breaks away, or deforms, under reasonable force, the measured intrusion is taken from the deformed position.

Evaluation of Intrusion Measurements

The initial structural rating is based on comparison of intrusion measurements with rating guidelines (Figure 15). This rating may then be modified (downgraded) on the basis of additional observations about the structural integrity of the safety cage.

The X-Y-Z vector resultant movements of the lower hinge pillar, footrest, left toepan, brake pedal, parking brake pedal, upper hinge pillar, upper dash, and instrument panel are used for comparison with the rating guidelines. For all points, if the X movement is forward (away from the driver seat), then only the Y-Z vector resultant movement is used. For the upper hinge pillar, lower hinge pillar, rocker panel, and parking brake pedal locations, if the Y movement is leftward (outboard), then only the X-Z vector resultant movement is used. Only the inboard movement (Y) of the rocker panel is compared with the guidelines. Only the rearward movement (X) of the steering column is compared with the guidelines. The upper hinge pillar rating is the maximum of three locations on the upper hinge pillar. The lower hinge pillar rating is the maximum of three locations on the lower hinge pillar. The rocker panel rating is the average of three locations on the rocker. Figure 15 shows the ranges for these measurements and associated structural ratings.

Figure 15
Guidelines for Rating Occupant Compartment Intrusion



The lower occupant compartment and the upper occupant compartment each receive a subrating. Lower or upper intrusion measures all falling in the area labeled good will receive a good structural subrating if no additional observations lead to a downgraded rating. Similarly, vehicles with all intrusion measures falling into one of the other three zones shown in Figure 15 will receive an acceptable, marginal, or poor subrating. When intrusion measurements fall in different rating bands, the subrating generally reflects the band with the most measures. However, the subrating will not be more than one rating level better than the worst measurement. For example, a vehicle with a poor measurement for the left instrument panel would not score better than marginal for upper occupant compartment structure, even if all other upper occupant compartment measured values were good. Where there are ties, with half the measurements in one band and half in another, the subrating will be that of the worse band. Intrusion measurements falling on a boundary value will be considered to fall in the band that represents the better rating.

The overall structural rating is the worse rating of the lower and upper occupant compartment subratings, if no additional observations lead to a downgraded rating. For example, a vehicle with a lower occupant compartment subrating of acceptable and an upper occupant compartment subrating of marginal will receive an overall structural rating of marginal.

Qualitative Observations Leading to Downgraded Structure Rating

Some patterns of deformation are less desirable regardless of intrusion measurements. For example, a footwell that collapses in a way that traps the dummy's feet represents a greater injury risk than a footwell with similar intrusion measurements that does not trap the dummy's feet. Another example of a potentially modifying observation involves intrusion into the safety cage of some component or structure not captured by the 10 measurement points (e.g., complete tearing of hinge pillar). If a modifying observation is made, then the overall structural rating will be lowered one level from the rating suggested by the intrusion measurements (e.g., from acceptable to marginal).

If more than one test is conducted of the same make and model with no structural changes in the same model year or consecutive model years, the structure rating will be based on the average measurements from the multiple tests except in the cases of one or more intrusion measurements spanning two or more rating bands. In such cases, the combined structure rating will be based on the worst case. For example, if a vehicle had a marginal toepan measure and a second example of the same vehicle had a good measure at the same point, this could be an indicator of lack of stability or robustness in the vehicle design. In such a case, the average rating of the toepan would be marginal, not acceptable, which in turn could affect the final structure rating.

FUEL AND HIGH-VOLTAGE SYSTEM INTEGRITY LEADING TO DOWNGRADED RATING

If a significant fuel leak or compromise of a high-voltage system (i.e., electric drivetrain) is observed during a test, both the structural and overall ratings may be downgraded to poor. Significant fuel leaks are those that exceed the leak rate allowed following tests conducted to assess fuel system integrity under U.S. Federal Motor Vehicle Safety Standard (FMVSS) No. 301.

High-voltage systems must meet the electrolyte spillage, battery retention, and electrical isolation requirements in FMVSS 305 to avoid downgrade. Additionally, the temperature of the high-voltage battery will be monitored both with a thermocouple and a thermal imaging camera, before and after a crash test. If an increase in temperature is detected, the vehicle will be moved immediately outdoors where continued monitoring will take place. The following summarizes these requirements:

- **Electrolyte spillage:** No more than 5 liters of electrolyte from propulsion batteries shall spill outside the passenger compartment and no visible trace of electrolyte shall spill into the passenger compartment.
- **Electric energy storage/conversion system retention:** Electric energy storage/conversion devices mounted outside the occupant compartment shall remain attached to the vehicle by at least one component anchorage, bracket, or any structure that transfers loads from the device to the vehicle structure, and shall not enter the occupant compartment.
- **Electrical isolation:** After the test, one of the following requirements must be met:
 - Electrical isolation between the high-voltage source and vehicle chassis must be greater than or equal to 500 ohms/volt for all high-voltage sources without continuous monitoring of electrical isolation. The isolation must be greater than or equal to 100 ohms/volt for all DC high-voltage sources with continuous monitoring of electrical isolation; or
 - The voltages from high-voltage sources measured according to the procedure specified in FMVSS 305 must be less than or equal to 30 VAC for AC components, or 60 VDC for DC components.
- **Temperature increase:** While postcrash activities commence, the battery temperature will be monitored with the onboard thermocouple for at least 4 hours. An increase in temperature from ambient laboratory temperature (20–22.2 degrees Celsius) will trigger an onboard temperature alarm at 25.5 degrees Celsius, resulting in the immediate evacuation of the vehicle from the facility. If over the next 2 hours of monitoring, both with the thermocouple and thermal imaging camera, the temperature begins to stabilize, and there are no visible signs of fire (i.e., smoke), postcrash activities can continue. A measured temperature above 25.5 degrees Celsius, or visible smoke or fire, will result in a poor overall vehicle rating.

WEIGHTING PRINCIPLES FOR OVERALL RATING

Components

The weighting scheme is comprised of ratings for the following components: vehicle structure, occupant head/neck, chest, thigh/hip, and leg/foot injury measures, and restraints and dummy kinematics.

General Principles of Weighting System

The rating system is based on demerits, with every vehicle beginning with a good overall rating. The test is intended to determine if there are reasons to lower the rating. The demerit scheme that matches these principles is shown in Table 3.

Table 3
Weighting of Individual Components
IIHS Crashworthiness Evaluation — Driver-Side Small Overlap Frontal Crash Test

Component	Rating			
	Good	Acceptable	Marginal	Poor
Vehicle structure	0	2	6	10
Head and neck	0	2	10	20
Chest	0	2	10	20
Thigh and hip	0	2	6	10
Leg and foot	0	1	2	4
Restraints and dummy kinematics	0	2	6	10
Overall rating cutoffs	0–3	4–9	10–19	20+

Ratings for head/neck and chest are based on risk of life-threatening injuries. A poor rating in either area is a serious demerit that cannot be overcome.

Small overlap frontal testing is intended to assess structural performance. Marginal or poor structural performance counts very heavily, though not as heavily as head/neck or chest injury measures.

Injuries to the thigh and hip are based on the risk of potentially life-threatening injuries. Marginal or poor ratings in these injury areas count heavily, though not as heavily as head/neck or chest injury measures.

Injuries to the legs typically are not life threatening. Marginal and poor ratings in these injury areas typically result in fewer demerits.

Restraints and dummy kinematics receives the same weight as structure. It is intended to evaluate the robustness of the restraint system and risks that are not captured by dummy injury measures or structural performance assessments. Additionally, it raises concerns about serious risk of injury to other size occupants or occupants seated differently.

REFERENCES

- Crandall, J.R., Kuppaa, S.M., Klopp, G.S., Hall, G.W., Pilkey, W.D., and Hurwitz, S.R. (1998). Injury mechanisms and criteria for the human foot and ankle under axial impacts to the foot. *International Journal of Crashworthiness*, 3,147–161.
- Insurance Institute for Highway Safety. (2021). *Small overlap frontal crashworthiness evaluation crash test protocol (Version VII)*. Arlington, VA.
- Insurance Institute for Highway Safety. (2014). *Moderate overlap frontal crashworthiness evaluation guidelines for rating injury measures*. Arlington, VA.
- Mertz, H.J. (1984). Injury assessment values used to evaluate Hybrid III response measurements. Comment to the National Highway Traffic Safety Administration concerning Federal Motor Vehicle Safety Standard 208, Occupant Crash Protection. Enclosure 2 of Attachment 1 of Part III of General Motors Submission USG 2284; Docket Document No. 74-14-N32-1666B, March 24, 1984. Washington, DC: U.S. Department of Transportation.
- National Highway Traffic Safety Administration. (2000). Title 49 Code of Federal Regulations (CFR) Part 571 Section 208, Occupant Crash Protection. Washington, DC: Office of the Federal Register, National Archives and Records Administration.
- Rupp, J.D., Reed, M.P., Miller, C.S., Madura, N.H., Klinich, K.D., Kuppaa, S.M., and Schneider, L.W. (2009). Development of new criteria for assessing the risk of knee-thigh-hip injury in frontal impacts using Hybrid III femur force measurements. *Proceedings of the 21st International Technical Conference on the Enhanced Safety of Vehicles (Paper 09-0306)*. Washington, DC: National Highway Traffic Safety Administration.
- Viano, D.C.; Culver, C.C.; and Haut, R.C. (1978). Bolster Impacts to the knee and tibia of human cadavers and an anthropometric dummy (SAE 780896). *Proceedings of the 22nd Stapp Car Crash Conference (P-77)*, 401-428. Warrendale, PA: Society of Automotive Engineers.
- Welbourne, E.R. and Schewchenko, N. (1998). Improved measures of foot ankle injury risk from the Hybrid III tibia. *Proceedings of the 16th International Technical Conference on the Enhanced Safety of Vehicles*, 1618–1626. Washington, DC: National Highway Traffic Safety Administration.
- Zeidler, F. (1984). The significance of lower limb injuries of belted drivers. *Journal of Orthopedics* [German].
- Zuby, D.S.; Nolan, J.S.; and Sherwood, C.P. (2001). Effect of Hybrid III geometry on upper tibia bending moments (SAE 2001-01-0169). *Biomechanics Research and Development (SP-1577)*, 1-14. Warrendale, PA: Society of Automotive Engineers.

APPENDIX: RATINGS FOR THE PASSENGER-SIDE SMALL OVERLAP CONFIGURATION

IIHS also conducts vehicle tests on the passenger-side at a 25% overlap. Test vehicle setup and dummy preparation follows the *Small Overlap Frontal Crashworthiness Evaluation Crash Test Protocol, Version VII, Appendix D* (IIHS, 2021) with ratings derived from the driver-side rating protocol. Deviations to account for the passenger-side testing configuration are described in this Appendix.

Injury Rating

Injury measures are obtained from instrumented 50th percentile male Hybrid III dummies in both the driver and front-passenger seats, and are evaluated based on the criteria listed in Table 2.

Restraints and Dummy Kinematics Rating

The demerit schemes for the driver and front passenger are summarized in Tables A-1 and A-2. For passenger-side crash tests, driver lateral head protection is not evaluated. Dummy excursion for the driver and front passenger will not be evaluated, instead demerits for frontal airbag interaction will change; 2 demerits for partial interaction and 4 demerits for minimal interaction. Examples of dummy interaction are shown in Figures A-1, A-2 and A-3. Lateral head protection for the front passenger dummy is determined using the same procedure provided in Appendix B of the *Small Overlap Frontal Crashworthiness Evaluation Crash Test Protocol*, with the steering wheel reference point transcribed on the right front-passenger door.

Table A-1
Demerits for Restraints and Dummy Kinematics — Driver Dummy

Frontal head protection	
Stable frontal airbag interaction, OR	0 demerits
Partial frontal airbag interaction, OR	2 demerits
Minimal frontal airbag interaction	4 demerits
Excessive lateral steering wheel movement (>10 cm)	1 demerit
Two or more hard head contacts with structure	1 demerit
Late deployment or nondeployment of frontal airbag	Automatic poor
Frontal chest protection	
Excessive vertical steering wheel movement (>10 cm)	1 demerit
Excessive lateral steering wheel movement (>15 cm)	1 demerit
Occupant containment and miscellaneous	
Occupant burn risk	1 demerit
Seat instability	1 demerit
Seat attachment failure	Automatic poor
Vehicle door opening	Automatic poor
Overall Restraint and Dummy Kinematics rating	
Good	0–1 demerits
Acceptable	2–3 demerits
Marginal	4–5 demerits
Poor	6+ demerits

**Table A-2
Demerits for Restraints and Dummy Kinematics — Front Passenger**

Frontal head protection	
Stable frontal airbag interaction, OR	0 demerits
Partial frontal airbag interaction, OR	2 demerits
Minimal frontal airbag interaction	4 demerits
Two or more hard head contacts with structure	1 demerit
Late deployment or nondeployment of frontal airbag	Automatic poor
Lateral head protection	
Side head protection airbag deployment with sufficient forward coverage, OR	0 demerits
Side head protection airbag deployment with limited forward coverage, OR	1 demerit
No side head protection airbag deployment	2 demerits
Excessive head lateral movement	1 demerit
Occupant containment and miscellaneous	
Occupant burn risk	1 demerit
Seat instability	1 demerit
Seat attachment failure	Automatic poor
Vehicle door opening	Automatic poor
Overall Restraint and Dummy Kinematics rating	
Good	0–1 demerits
Acceptable	2–3 demerits
Marginal	4–5 demerits
Poor	6+ demerits

**Figure A-1
Example of Stable Frontal Airbag Interaction — 2017 Honda Accord (CEP1705)**



During the crash, the passenger dummy head loaded and remained engaged with the frontal airbag, with some additional help from the side curtain airbag.

Figure A-2
Example of Partial Frontal Airbag Interaction — 2017 Toyota Camry (CEP1711)



During this crash, the dummy's head briefly loaded the right side of the frontal airbag before contacting the dash through the airbag; though the side curtain helped keep the head on the frontal airbag.

Figure A-3
Example of Minimal Frontal Airbag Interaction — 2017 Chevrolet Malibu (CEP1707)



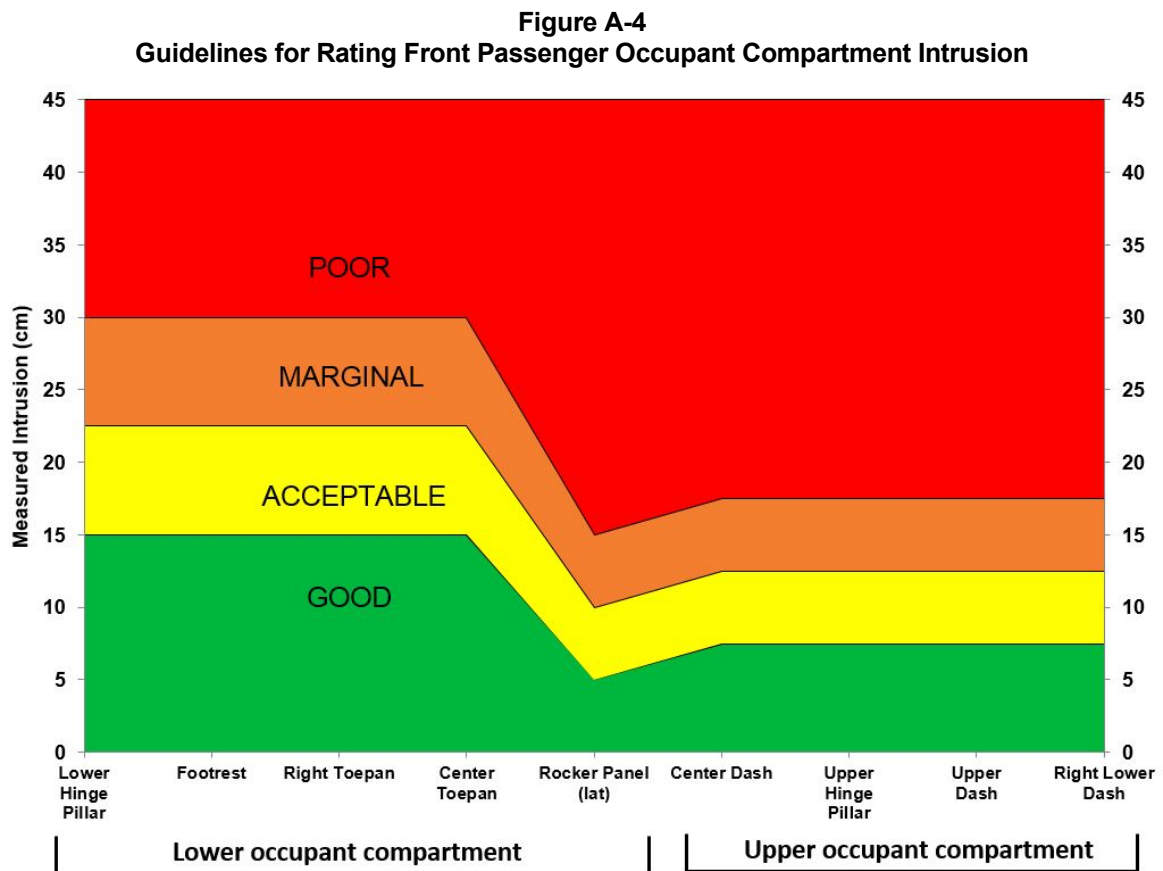
During the crash, the dummy's head barely contacted the frontal airbag before sliding off the right side of the airbag into the gap between the frontal and side curtain airbags. There were no other countermeasures to prevent head contact with hard structures forward of the airbags.

Vehicle Structural Rating

Evaluation of Passenger Intrusion Measurements

Intrusion measurements points are taken forward of the passenger seat as indicated in Figure D-3 in the *Small Overlap Frontal Crashworthiness Evaluation Test Protocol (Version VII)* (IIHS, 2021). Intrusion measures forward of the driver seat are not evaluated.

The initial structural rating is based on comparison of intrusion measurements with rating guidelines (Figure A-4). Consistent with the driver-side small overlap test, this rating may then be modified (downgraded) on the basis of additional observations about the structural integrity of the safety cage.



Weighting Principles for Overall Rating

The weighting scheme for passenger-side small overlap tests is comprised of ratings for the following components: vehicle structure, driver and passenger occupant head/neck, chest, thigh/hip, and leg/foot injury measures, and driver and passenger dummy restraints and kinematics. The demerit scheme is shown in Table A-3.

Table A-3
Weighting of Individual Components
IIHS Crashworthiness Evaluation — Passenger-Side Small Overlap Frontal Crash Test

Component	Rating			
	Good	Acceptable	Marginal	Poor
Vehicle structure	0	2	6	10
<u>Driver dummy</u>				
Head and neck	0	2	10	20
Chest	0	2	10	20
Thigh and hip	0	2	6	10
Leg and foot	0	1	2	4
Restraints and dummy kinematics	0	2	6	10
<u>Passenger dummy</u>				
Head and neck	0	2	10	20
Chest	0	2	10	20
Thigh and hip	0	2	6	10
Leg and foot	0	1	2	4
Restraints and dummy kinematics	0	2	6	10
Overall rating cutoffs	0–3	4–9	10–19	20+